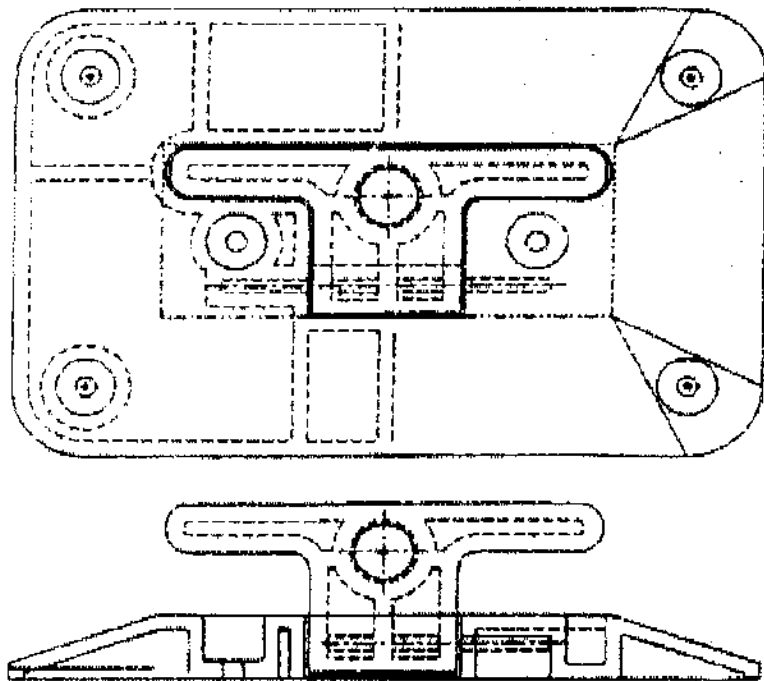


THE CLEAT SEAT



PATENT NO. 5,438,944

SPECIFICATIONS

Cleat Size	6"
Dimensions:	9.9375" x 6.5" x 1.25"
Mounting Holes:	8" x 4.5" (center-to-center)
Mounting Hdwe:	1/4" Lag Screw 1/4" Hex Head (not included - hardware varies with application)
Weight:	1.7 Pounds
Rated For:	1/2" Rope
Tensil Strength:	27,000 PSI
Material:	Nylon Composite Heat Deflection to 400°F UV Stabilized Pin: 304 Stainless
Available:	Black w/black cleat White w/black cleat New - 9" models New - 9" models w/glo-lite

Cleat Seat

Fold Down Cleat


- Cleat can be fully hidden when not in use - reduces tripping hazard.
- Strong and durable (see specifications above).
- With the angled sides, can be driven over - when seated.
- Will not rust or corrode like metal cleats.
- Can bolt to existing boat docks or any flat surface: docks, boats, trailers (snowmobile motorcycle, ATV, others), truck beds, work vans, garages, hangars, etc.
- Made for all industries: marine, agriculture, commercial, industrial, residential, recreational, construction, transportation, and storage.

ELEGANT:



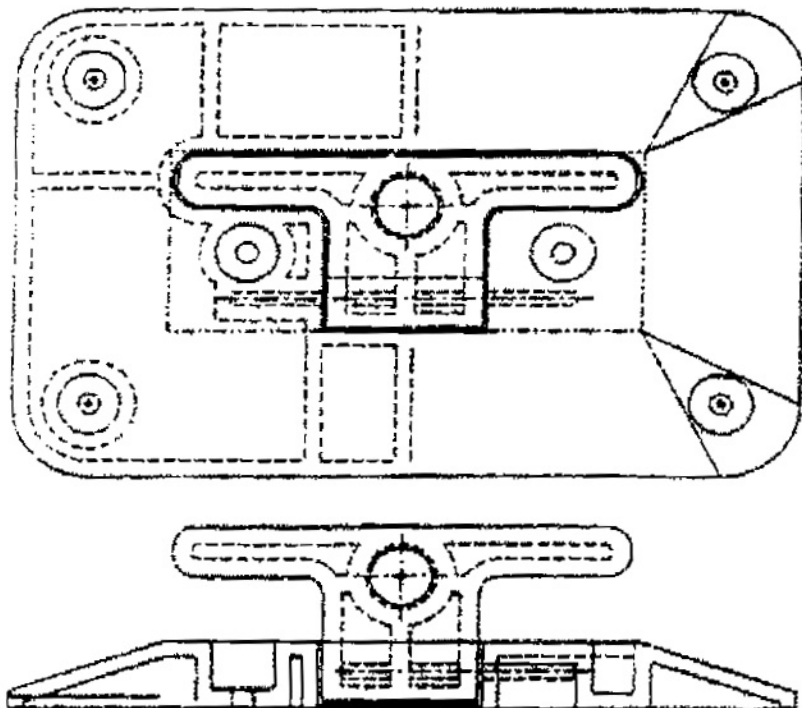
- Having dignified richness and grace,
- Cleverly apt and simple,
- Excellent.

(as defined by Webster's Dictionary)



THE 9" CLEAT SEAT

(6" sketch shown)



SPECIFICATIONS

Cleat Size	9"
Dimensions:	12.875" x 6.625" x 1.25"
Mounting Holes:	11" x 4.75" (center-to-center)
Mounting Hdwe:	5/16" Lag Screw 5/16" Hex Head (not included - hardware varies with application)
Weight:	1.8 Pounds
Tensil Strength:	27,000 PSI
Material:	Nylon Composite Heat Deflection to 400°F UV Stabilized Pin: 304 Stainless
Available:	Black w/black cleat White w/black cleat

PATENT NO. 5,438,944